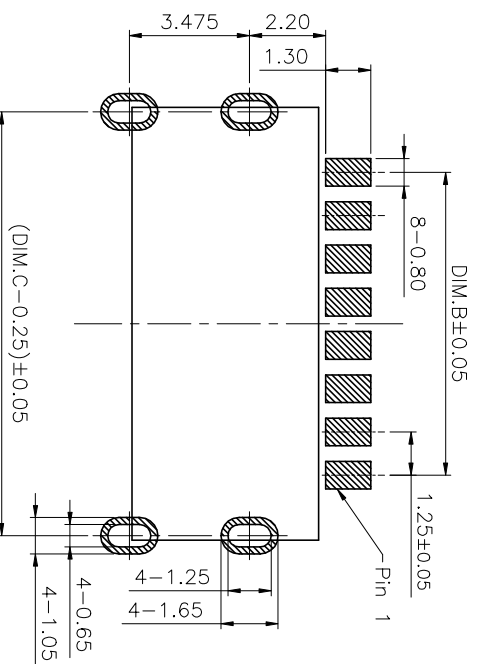
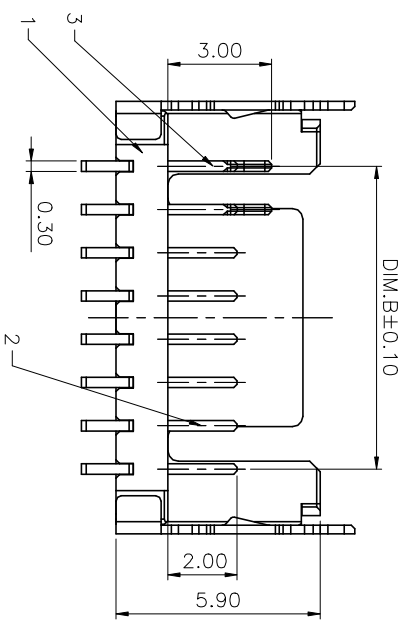
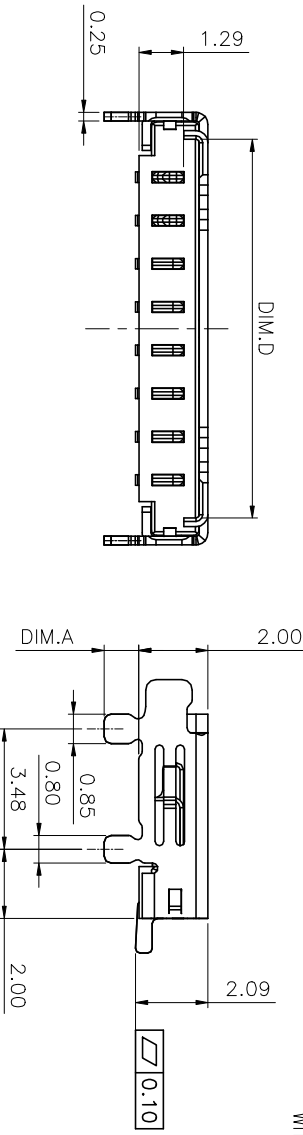
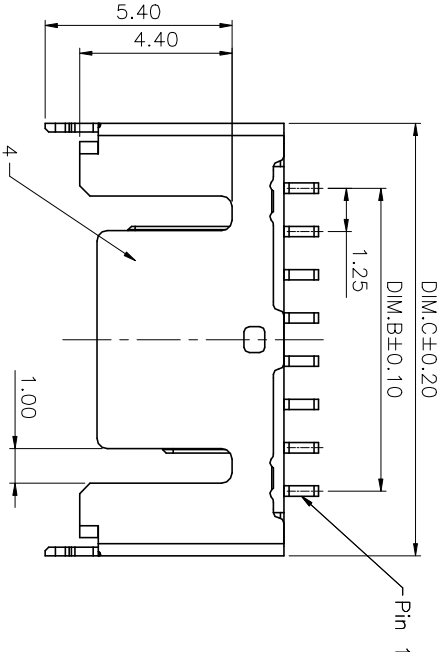
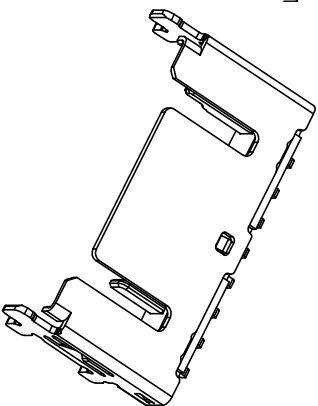


REV.	ECN NO.	DESCRIPTION	DATE	DESIGN
A		调整电气性能描述更新图框	2021.10.21	XUETAOGUO



RECOMMENDED PCB LAYOUT
TOLERANCE ±0.05

- NOTE:
1. MATERIAL: SEE BOM
 2. FINISH: TERMINAL: SEE PART NO; SHELL: NICKLE PLATING 50U" MIN. SPEC. PLS. REFER TO EI019;
 3. DIM. MARKED SHOULD BE MEASURED BY FAI; DIM. MARKED SHOULD BE CONTROLLED BY QC; DIM. MARKED SHOULD BE MEASURED TERMLY BY QC; DIM. MARKED SHOULD BE ANALYSED TERMLY BY QC;

4. ORDERING INFORMATION:

WB125S H-XX X X XX-XX
 WITHOUT "H" : WITH HALOGEN
 WITH "H" : HALOGEN FREE
 Pin NO. 08:8P
 PACKING 0:TAPE & REEL
 PLATING GS: 100u" MIN. MATTE TIN PLATING ON SOLDER TAIL
 1u" MIN. GOLD FLUSH PLATING ON CONTACT AREA.
 TSS: 100u" MIN. MATTE TIN PLATING ON SOLDER TAIL
 5u" MIN. AU PLATING ON CONTACT AREA.
 COLOR: B:BLACK N:NATURAL
 DIP SPEC: DIM.A 1.00 DIM.C 0.60
 TR: TAPE REEL(NORMAL DIRECTION)
 RT: TAPE REEL(REVERSE DIRECTION)
 DIP SPEC:

CKT.	DIM. B	DIM. C	DIM. D
08	8.75	12.50	10.95
10	11.25	15.00	13.45

NO.	DESCRIPTION	Q'TY.	MATERIAL
4	SHELL	1	COPPER ALLOY
3	TERMINAL 2	2	COPPER ALLOY
2	TERMINAL 1	6	COPPER ALLOY
1	HOUSING	1	THERMAL PLASTIC UL94V-0 BLACK

一般公差 TOLERANCES X ±0.5 .XX ±0.15 .X ±0.25 .XXX ±0.08 ANGLES ±2°	品名 (TITLE) 1.25 PITCH WRB xxP REC 圖號 (DWG NO.) C-WB125SH-XXXXXX-XX 比例 (SCALE) 5:1	製圖 (DR) XUETAOGUO 審核 (CHKD) LEO-HF 核准 (APPD) LEO-HF 張數 (SHEET) 1 OF 1 單位 (UNITS) mm 表面處理 (FINISH)
---	--	---

希尔盛精密电子(昆山)有限公司

表面處理 (FINISH)

5

A B C D E F